

OVERSTERFTE IN NL IN EUROPA

UPDATE EXCESS MORTALITY RANKINGS E14

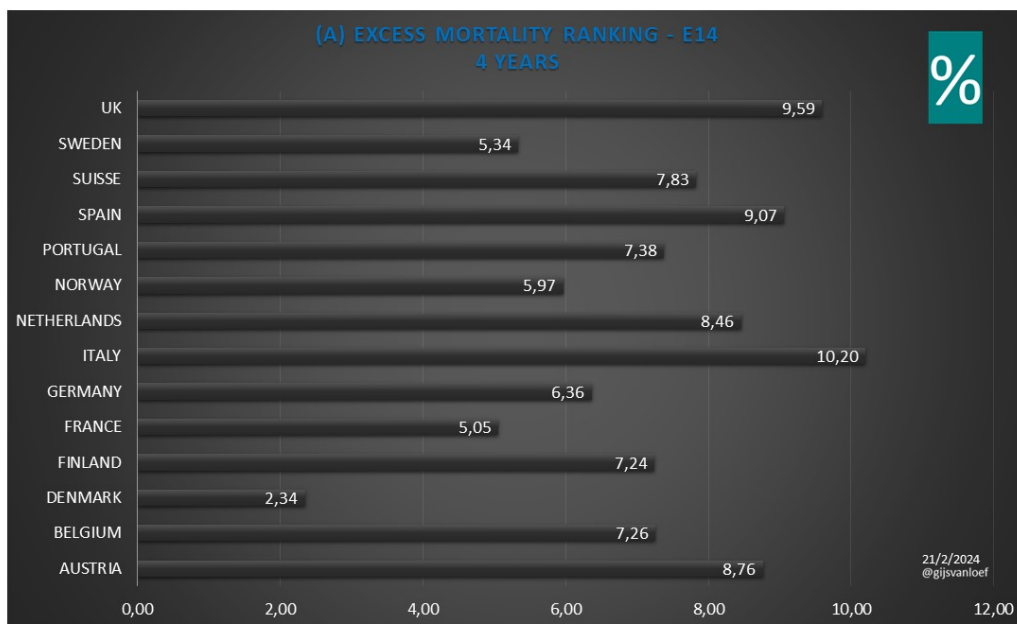
22 februari 2024

Dit document bevat alleen een update van de drie verschillende Excess Mortality Rankings o.b.v. de laatste cijfers. Weergegeven zijn zowel de volledige pandemische periode (4 Years), als de drie vaccinatiejaren (3 Vaccin Years).

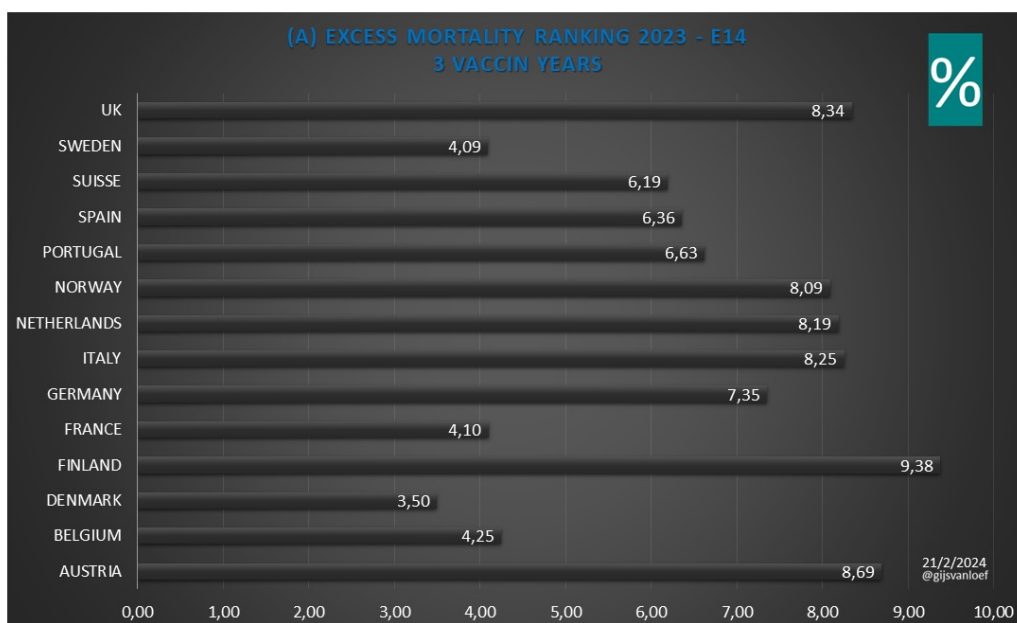
A - Excess Mortality Ranking E14 (hogere baseline, lagere oversterfte)

Brondata: <https://ourworldindata.org/explorers/coronavirus-data-explorer?zoomToSelection=true&time=2022-01-02..latest&facet=none&country=ITA~NOR~SWE~FIN~DNK~DEU~AUT~BEL~FRA~PRT~ESP~GBR~NLD~CHE>

4 Years 2020 t/m 2023



3 Vaccin Years 2021 t/m 2023



[Datum]

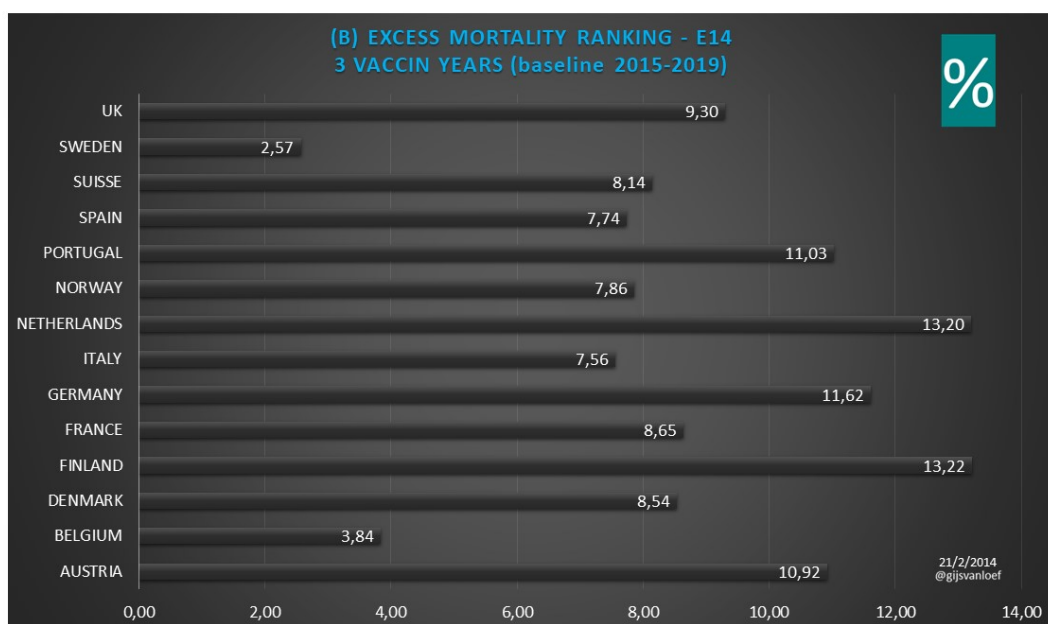
B - Excess Mortality Ranking E14 (lagere baseline: 2015-2019, hogere oversterfte)

Brondata: <https://ourworldindata.org/grapher/excess-mortality-p-scores-average-baseline?showSelectionOnlyInTable=1&country=AUT~BEL~DNK~FRA~DEU~NLD~ITA~NOR~PRT~ESP~SWE~GBR~FIN~CHE>

4 Years 2020 t/m 2023



3 Vaccin Years 2021 t/m 2023

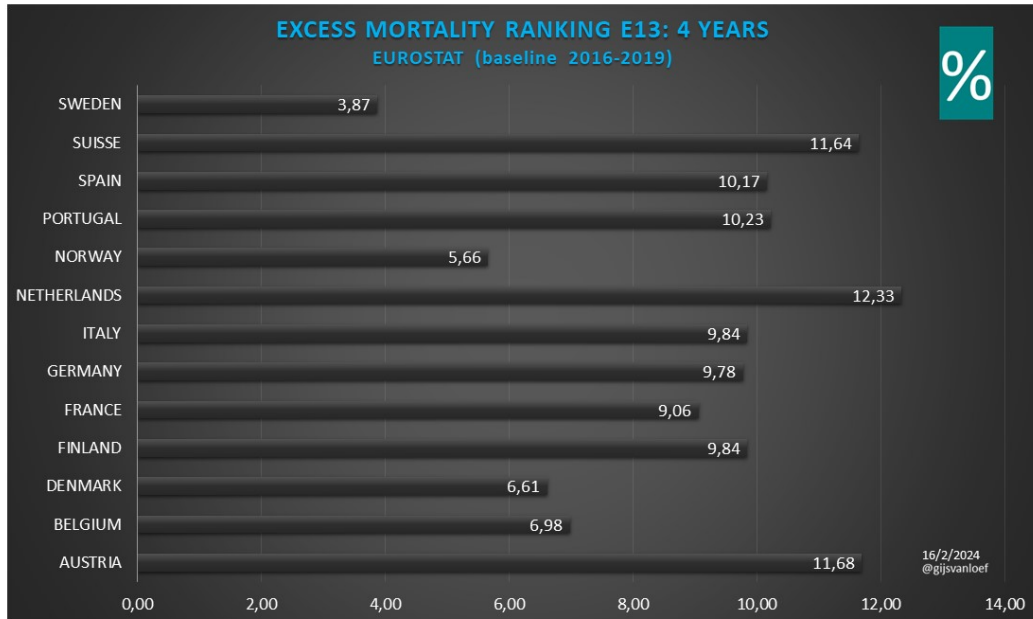


[Datum]

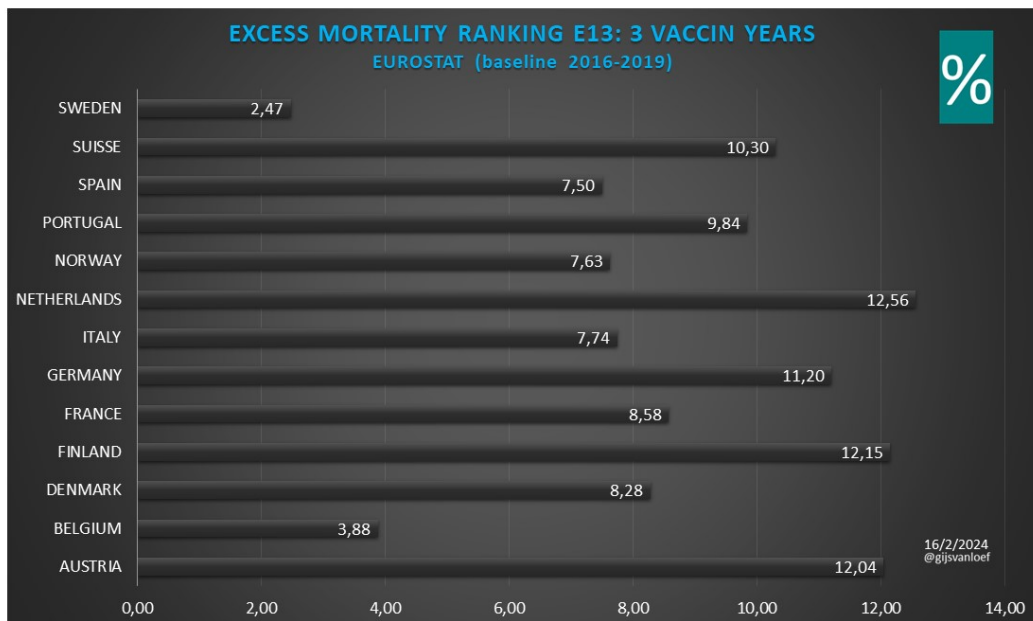
Eurostat E13 (baseline 2016-2019)

Brondata: https://ec.europa.eu/eurostat/statistics-explained/index.php?title=Excess_mortality_-_statistics#Further_releases

4 Years 2020 t/m 2023



3 Vaccin Years 2021 t/m 2023



[Datum]